

705-FL0000-00

合格证
QC PASS

深圳市神牛摄影器材有限公司

地址: 深圳市宝安区福海街道塘尾社区耀川工业区厂房2栋
电话: 0755-29609320(8062) 传真: 0755-25723423 邮箱: godox@godox.com

GODOX Photo Equipment Co., Ltd.

Add: Building 2, Yaochuan Industrial Zone, Tangwei Community, Fuhai Street, Bao'an District,
Shenzhen, China Tel: +86-755-29609320(8062) Fax: +86-755-25723423
E-mail: godox@godox.com

godox.com

Made in China



Godox

FL柔性LED灯 Flexible LED Light

FL150R FL150S FL100 FL60



说明手册
INSTRUCTION MANUAL

十、产品参数

柔性LED灯	FL150S	FL150R	FL100	FL60
供电DC电源供电	AC100V-240V(50/60HZ)			
	3.5A(DC16.8V 10A)		3A(DC16.8 7A)	2.5A(DC16.8 4.2A)
锂电池供电	V口电池			
功率	150W		100W	60W
色温	3300±200K~5600±200K			
100%光照度(LUX)	<4300 Lux		<3300 Lux	<1800 Lux
暗室,1m距离				
TLCI	≥98			
CRI	>96			
调光范围	10%-100%			
工作环境温度	-10°C~45°C			
频道	16个			
组别	6组(A、B、C、D、E、F)			
无线遥控距离	<30米			
蓝牙距离	<50米			
产品尺寸	60*60cm	30*120cm	40*60cm	30*45cm
套装重量	3.9kg	4.37kg	3.47kg	2.87kg

*设计和规格如有变更，恕不另行通知。

Foreword







Thank you for purchasing this Godox Product!

FL series Flexible LED Light are suitable for almost all shooting occasions with great portability and easy operation. They are extremely thin and portable like fabric, which can be folded to different shapes. Four models for choice: FL60(30x45cm), FL100(40x60cm), FL150S(60x60cm), FL150R(30x120cm).

Features:

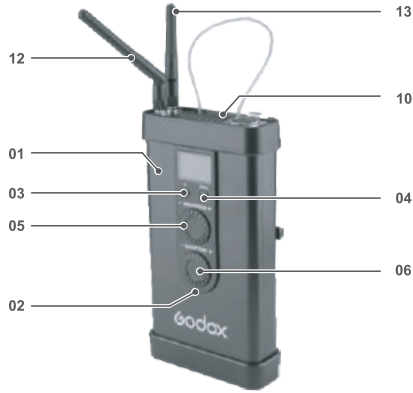
- Soft and even light effects & adjustable light brightness and color temperature.
- Compact and portable body with strong power. Suitable for lighting in small and narrow room.
- Can be folded to different shapes and used together to achieve creative light effects.
- Achieving wireless control by 433MHz grouping system(6 groups & 16 channels) and smartphone APP through Bluetooth.
- Powered by Lithium battery or DC power supply.
- With easy operation, great portability and compatibility.

Warning

-  Always keep this product dry. Do not use in rain or in damp conditions.
-  Do not disassemble. Should repairs become necessary, this product must be sent to an authorized maintenance center.
-  Keep out of reach of children.
-  As this product do not have waterproof function, please take measures of waterproof in rainy or damp environment.
-  Do not use the flash unit in the presence of flammable gases, chemicals and other similar materials. In certain circumstance, these materials may be sensitive to the strong light emitting from this flash unit and fire or electromagnetic interference may result.
-  As this product has built-in lithium battery, do not disassemble, impact, squeeze or put it into fire. If serious bulge occurs, please do not use. Do not use or store the product if the ambient temperature reads over 50°C. Please charge the product with specialized charger and correctly operate it within the defined voltage and working temperate according to the instruction manual.

Body

- 01. Main Body
- 02. Control Panel
- 03. Power Switch
- 04. Group/Channel Button
- 05. Select Dial
for Light Brightness
- 06. Select Dial
for Color Temperature
- 07. Battery Compartment
- 08. Power Input
- 09. Output Control Port
- 10. Thermovent 1
- 11. Thermovent 2
- 12. 433MHz Antenna
- 13. Bluetooth Antenna



Included Items

- 1. Flexible LED light
- 2. Controller
- 3. Power cord
- 4. Adapter
- 5. Foldable bracket
- 6. Holder
- 7. Battery buckle
- 8. Portable bag



Separately Sold Accessories


Choose appropriate soft box according to different flexible LED light models.

Model: FL-SF3045, FL-SF4060,
FL-SF6060, FL-SF30120

RC-A5 Remote control



Using Method




Use in combination

Shaping in different form

Installation

1. Unfold the flexible LED light and stretch the foldable bracket. Then, install the bracket onto the LED light's back.



2. Use a connect holder to install the foldable bracket and flexible LED light on the light stand.



3. Insert the connector of flexible LED light into the Output Control Port (on the top) of the controller while insert the connector of adapter into the Power Input (on the bottom).



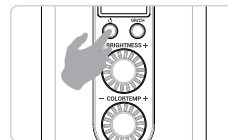
4. Connect the power source with power cord.



Operation

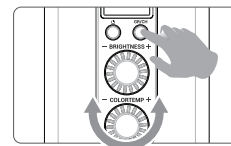

1. Power on/off:

long press the Power Switch to power the LED light on or off.



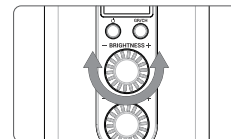
2. Choose group/channel:

press GR/CH button for once, and turn the Select Dial for Light Brightness or Color Temperature to change the channel value. Then, press GR/CH button again, and turn the Select Dial for Light Brightness or Color Temperature to change the group value. Press GR/CH button to exit.



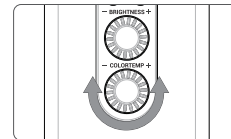
3. Light brightness adjustment:

turn the select dial for light brightness to change the value from 10% to 100%.



4. Color temperature adjustment:

turn the select dial for color temperature to change the value from 3300K to 5600K.



Wireless Control (433MHz wireless & smartphone APP through Bluetooth)

1. With 433 MHz wireless system, this product has remote grouping and control function. Up to 6 groups of flexible LED light can be controlled. 16 channels are available with strong anti-interference capability. Please set the channels and groups of flexible LED light to the same as those of RC-A5 remote control before usage.

Adjusting Channel/Group of the Controller

- Press the GR/CH button and the channel icon blinks. Turn the select dial for light brightness or color temperature to choose a group ID (A to F).
- Press the GR/CH button twice and the group icon blinks. Turn the select dial for light brightness or color temperature to choose a channel ID (1 to 16).

Adjusting Channel/Group of the Remote Control

- Press the CH/GRP button and the group icon blinks. Press the "-" or "+" button to choose a group ID (A to F).
- Press the CH/GRP button twice and the channel icon blinks. Press the "-" or "+" button to choose a channel ID (1 to 16).

Adjusting Light Brightness/Color Temperature with the Remote Control

- Press the "-" or "+" button to adjust the light brightness.
- Press the SET button of the remote control once and the color temperature icon blinks. Press the "-" or "+" button to adjust the color temperature.

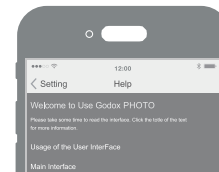
Note: The wireless signal can be received only when the controller is power on.

2. Godox FL series flexible LED light can also be controlled by smartphone APP through Bluetooth with 6 groups and 16 channel.

- Bluetooth connection: power the LED light on and long press the GR/CH button until a Bluetooth ID is displayed on the controller. Then, open the "GodoxPhoto" APP, click the Bluetooth and choose the corresponding Bluetooth ID of the controller. Finally, enter the password (the initial password is "000000"), and the Bluetooth is successfully connected.



- LED control: please find more details in the "GodoxPhoto" APP of smartphone: setting---help---LED.



Technique Data

Flexible LED Light	FL150S	FL150R	FI100	FI60
Power Supply	AC100V-240V(50/60HZ)			
DC Power Supply	3.5A(DC16.8V 10A)	3A(DC16.8 7A)	2.5A(DC16.8 4.2A)	
Lithium Battery	V-port battery			
Power	150W	100W	60W	
Color Temperature	3300±200K~5600±200K			
100% Light Brightness (LUX)(darkroom, 1m)	< 4300 Lux	< 3300 Lux	< 1800 Lux	
TLCI	≥ 98			
CRI	> 96			
Light Brightness Range	10%-100%			
Operation Temperature	-10°C~45°C			
Channel	16			
Group	6 group (A, B, C, D, E, F)			
Wireless Remote Control Distance	<30m			
Bluetooth Distance	<50m			
BT Frequency Range	2402.0-2480.0MHz			
Max. Transmitting Power	5dbm			
Dimension	60*60cm	30*120cm	40*60cm	30*45cm
Net Weight (only the main light body)	3.9Kg	4.37Kg	3.47Kg	2.87Kg

FCC Statement

This device complies with part 15 of the FCC Rules. Operation is subject to the following two conditions: (1) This device may not cause harmful interference, and (2) this device must accept any interference received, including interference that may cause undesired operation.

Any Changes or modifications not expressly approved by the party responsible for compliance could void the user's authority to operate the equipment.

Note: This equipment has been tested and found to comply with the limits for a Class B digital device, pursuant to part 15 of the FCC Rules. These limits are designed to provide reasonable protection against harmful interference in a residential installation. This equipment generates uses and can radiate radio frequency energy and, if not installed and used in accordance with the instructions, may cause harmful interference to radio communications. However, there is no guarantee that interference will not occur in a particular installation. If this equipment does cause harmful interference to radio or television reception, which can be determined by turning the equipment off and on, the user is encouraged to try to correct the interference by one or more of the following measures:

- Reorient or relocate the receiving antenna.
- Increase the separation between the equipment and receiver.
- Connect the equipment into an outlet on a circuit different from that to which the receiver is connected.
- Consult the dealer or an experienced radio/TV technician for help.

The device has been evaluated to meet general RF exposure requirement. The device can be used in portable exposure condition without restriction.

Warning

Operating frequency:433.05MHz~434.79MHz(433MHz only receive)/2402MHz – 2480MHz(BT)

Maximum EIRP Power: 6.86dBm

Declaration of Conformity

GODOX Photo Equipment Co.,Ltd. hereby declares that this equipment are in compliance with the essential requirements and other relevant provisions of Directive 2014/53/EU. In accordance with Article 10(2) and Article 10(10), this product is allowed to be used in all EU member states.For more information of DoC, Please click this web link: https://www.godox.com/DOC/Godox_FL_Series_DOC.pdf

The device complies with RF specifications when the device used at 0mm from your body.

产品保修

尊敬的用户，本保修卡是申请保修服务的重要凭证，请您配合销售商填写并妥善保管，谢谢！

产品信息	型号	产品条码
用户信息	姓名	联系电话
	通信地址	
销售商信息	名称	
	联系电话	
	通信地址	
	销售日期	
备注		

注：此表应由销售商盖章确认。

如何获得保修服务

要保修服务，您可直接与产品销售商或授权服务机构联系，也可拨打神牛产品售后服务电话，与我们联系，由我们的服务人员为您安排服务。申请保修时，您应提供有效的保修卡作为保修凭证，方可获得保修。如您不能提供有效的保修卡，则在我们可确认产品或部件属于保修范围的情况下，也可以为您提供保修，但这不作为我们的义务。

不适用保修的情况

如产品存在下列情况，本文件项下的保证和服务将不适用 ①产品或部件超过相应保修期；②错误或不适当使用、维护或保管导致的故障或损坏，如：不当搬运；非按产品合理预期用途使用；不当插拔外接设备；跌落或外力挤压；接触或暴露于不当温度、溶剂、酸碱、水浸或潮湿环境；③由非神牛授权机构或人员安装、修理、更改、添加或拆卸造成的故障或损坏；④产品或部件原有识别信息被修改变更或除去；⑤无有效保修卡；⑥使用非合法授权、非标准或非公开发行的软件造成的故障或损坏；⑦因不可抗力或意外事件造成的故障或损坏；⑧其他非因产品本身质量问题导致的故障或损坏。遇上述情况，您应向相关责任方寻求解决，神牛对此不承担任何责任。因非在保修期或保修范围内的部件、附件或软件导致产品不能正常使用的，不是保修范围内的故障。产品使用过程中正常的脱色，磨损和消耗，不是保修范围内的故障。

产品保修和服务支持信息

产品的保修期和服务类型按以下《产品保修信息》执行：

产品类别	选件名称	保修期(月)	保修服务类型
部件	电路板	12	客户送修
	电池	3	客户送修
	充电器、电源线、同步线等带电性能的部件。	12	客户送修
其他	如闪光灯管、造型灯泡、外壳、保护罩、锁紧装置、包装等。	无	无保修

适用产品

本文件适用于相关《产品保修信息》(见后面说明)所列产品，其他非属此范围的产品或部件(如促销品、赠品及其他出厂后附加的部件等)不在此保修承诺内。

保修期

产品及部件的相应保修期按相关的《产品保修信息》执行。保修期自产品首次购买日起算，购买日以购买产品时保修卡登记日期为准。

神牛产品售后服务电话 0755-29609320-8062

Warranty

Dear customers, as this warranty card is an important certificate to apply for our maintenance service, please fill in the following form in coordination with the seller and safekeep it. Thank you!

Product Information	Model	Product Code Number
Customer Information	Name	Contact Number
	Address	
Seller Information	Name	
	Contact Number	
	Address	
	Date of Sale	
Note:		

Note: This form shall be sealed by the seller.

Applicable Products

The document applies to the products listed on the **Product Maintenance Information** (see below for further information). Other products or accessories (e.g. promotional items, giveaways and additional accessories attached, etc.) are not included in this warranty scope.

Warranty Period

The warranty period of products and accessories is implemented according to the relevant Product Maintenance Information. The warranty period is calculated from the day (purchase date) when the product is bought for the first time. And the purchase date is considered as the date registered on the warranty card when buying the product.

How to Get the Maintenance Service

If maintenance service is needed, you can directly contact the product distributor or authorized service institutions. You can also contact the Godox after-sale service call and we will offer you service. When applying for maintenance service, you should provide valid warranty card. If you cannot provide valid warranty card, we may offer you maintenance service once confirmed that the product or accessory is involved in the maintenance scope, but that shall not be considered as our obligation.

Inapplicable Cases

The guarantee period and service offered by this document are not applicable in the following cases: ①. The product or accessory has expired its warranty period; ②. Breakage or damage caused by inappropriate usage, maintenance or preservation, such as improper packing, improper usage, improper plugging in/out external equipment, falling off or squeezing by external force, contacting or exposing to the improper temperature, solvent, acid, base, flooding and damp environments, etc; ③. Breakage or damage caused by non-authorized institution or staff in the process of installation, maintenance, alteration, addition and detachment; ④. The original identifying information of product or accessory is modified, alternated, or removed; ⑤. No valid warranty card; ⑥. Breakage or damage caused by using illegally authorized, nonstandard or non-public released software; ⑦. Breakage or damage caused by force majeure or accident; ⑧. Breakage or damage that could not be attributed to the product itself. Once met these situations above, you should seek solutions from the related responsible parties and Godox assumes no responsibility. The damage caused by parts, accessories and software that beyond the warranty period or scope is not included in our maintenance scope. The normal discoloration, abrasion and consumption are not the breakage within the maintenance scope.

Maintenance and Service Support Information

The warranty period and service types of products are implemented according to the following **Product Maintenance Information**:

Product Type	Name	Maintenance Period(month)	Warranty Service Type
Parts	Circuit Board	12	Customer sends the product to designated site
	Battery	3	Customer sends the product to designated site
	Electrical parts e.g. battery charger, power cord, sync cable, etc.	12	Customer sends the product to designated site
Other Items	Flash tube, modeling lamp, lamp body, lamp cover, locking device, package, etc.	No	Without warranty

Godox After-sale Service Call **0755-29609320-8062**